


Here are the key points converting a foreign driver's license to a Japanese one!

【Procedures】


【 check & point 】

<ul style="list-style-type: none"> ● Reception (every Wednesday) <p>No reservation required.</p>	<ul style="list-style-type: none"> • Not open on national holidays. • We cannot accept your application if you forget to bring any of the required documents. • All explanation is in Japanese.
---	--




<ul style="list-style-type: none"> ● Interview 	<ul style="list-style-type: none"> • You cannot have the interview if you do not bring all the required documents. • It is in Japanese. • If you do not understand Japanese, you will need an interpreter. • You will be asked about the license issuing procedure in the country where the license was obtained.
<ul style="list-style-type: none"> ◇ Valid foreign license 	<ul style="list-style-type: none"> • Expired licenses cannot be processed.
<ul style="list-style-type: none"> ◇ <u>Stay for a total of 3 months or more in the country where license was obtained</u> 	<ul style="list-style-type: none"> • <u>Please prove the period of stay with your passport, mariner's pocket-ledger, certificate of employment, school certificate, pay slip statement, etc.</u> • <u>Japanese immigration entry and exit stamps do not prove your stay.</u>

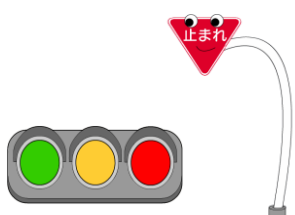


<ul style="list-style-type: none"> ● Eye test etc. 	<ul style="list-style-type: none"> • There is an eyesight test. Please bring glasses if you need them. • There is a physical examination. Please let us know if you cannot move any part of your body.
---	--



<ul style="list-style-type: none"> ● Confirmation of Traffic Regulations Knowledge 	<ul style="list-style-type: none"> • There is a test of Japanese traffic rules. • There are 10 questions. The pass mark is 7 and over. • You have a choice of 11 languages.
---	--



<ul style="list-style-type: none"> ● <u>Confirmation of Practical Driving Skills</u> 	<ul style="list-style-type: none"> • <u>There is a driving test in the inside course of the driver's license center.</u> • <u>Check whether you can drive according to traffic rules.</u> • <u>Practice at a driving school, etc. before the test and get used to Japanese traffic rules.</u> • <u>Mistakes such as driving on the right hand side, going off the road, ignoring stop signs, lack of safety checks and steering too sharply and collisions will result in a failed test.</u>
---	--

- ※ If the Confirmation of Traffic Regulations Knowledge was more than 6 months ago, take the test of Japanese traffic rules again.
- ※ Expired licenses cannot be processed.
- ※ The eyesight test and physical examination will be held each time.